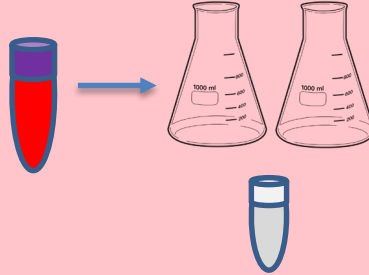


Febrile Patients



Febrile patient
admitted to
Phebe Hospital

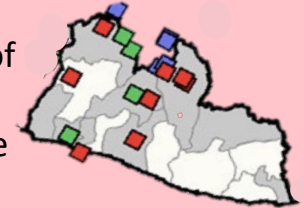


Blood is obtained for Real-Time LASV
RNA PCR and Real-Time antibody
testing and serum storage

LASV antibody
repository




Geo-mapping of
LASV Ab
seroprevalence




Patients with Suspected or Confirmed Lassa fever



Patients with + LASV
RNA PCR (study or
clinical test) and/or
compatible LF clinical
presentation



Blood is obtained at 6 time points
during hospitalization for LASV
RNA PCR and Real-Time antibody
testing and serum storage




Blood and genital fluid obtained every 3
months for LASV RNA PCR. Real-Time
antibody testing (blood) and storage.



THE UNIVERSITY
of NORTH CAROLINA
at CHAPEL HILL

PREPARE Study



PHEBE HOSPITAL